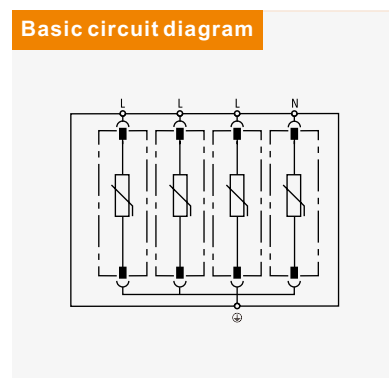
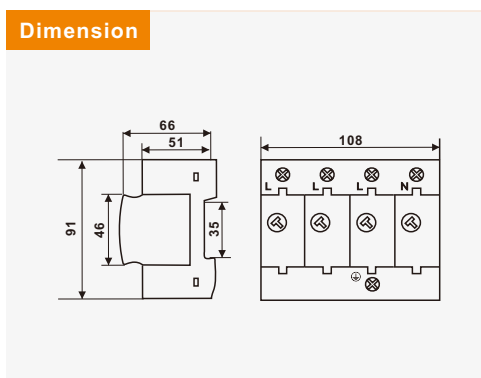


TRS-B Series SPD

SPD type 2-surge arrester, MOV
Pluggable module, visual fault signalling

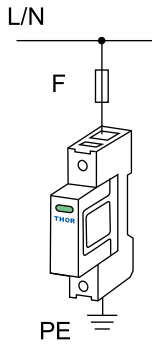
- Varistor surge arrester
- Installation to sub-distribution boards
- For protection of installations and equipments against impact of induced overvoltage during a lightning strike or switching overvoltages.



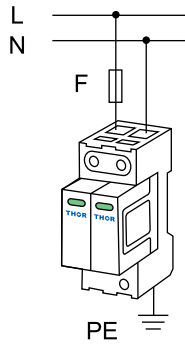
Parameter/Type		TRS-B80	TRS-B100
Nominal voltage	U_n	230V AC	
Maximum operating voltage	U_c	275V AC	
Nominal discharge current (8/20 μ s)	I_n	40kA	60kA
Maximum discharge current (8/20 μ s)	I_{max}	80kA	100kA
Voltage protection level	U_p	$\leq 1,8kV$	$\leq 2,0kV$
Response time	t_a	< 25ns	
Cross-section of connected conductors solid(min/max)		16mm ² /35mm ²	
Cross-section of connected conductors stranded(min/max)		16mm ² /35mm ²	
Fault indication		red indication field	
Degree of protection		IP20	
Range of operating temperatures (min/ max)		-40°C~+85°C	
Humidity range		5%~95%	
Mounting		DIN rail 35 mm	
According to standard		EN 61643-11:2012, IEC 61643-11:2011/T2	
Remarks		Other U_c can be customized.(420VAC,385VAC,320VAC,etc.)	

AC SPD Wiring diagram

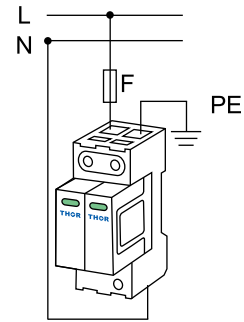
Single phase system



"1+0"
Connection

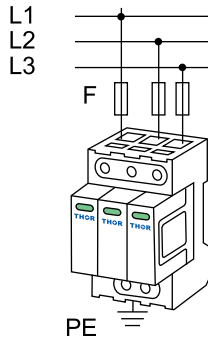


"2+0"
Connection

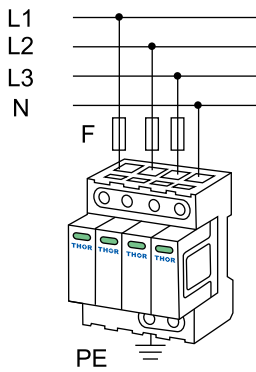


"1+1"
Connection

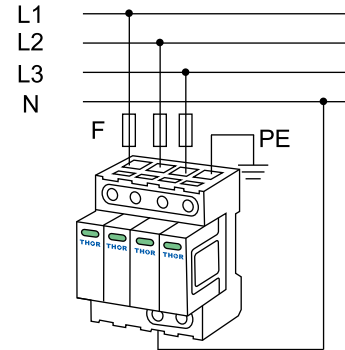
Three phase system



"3+0"
Connection

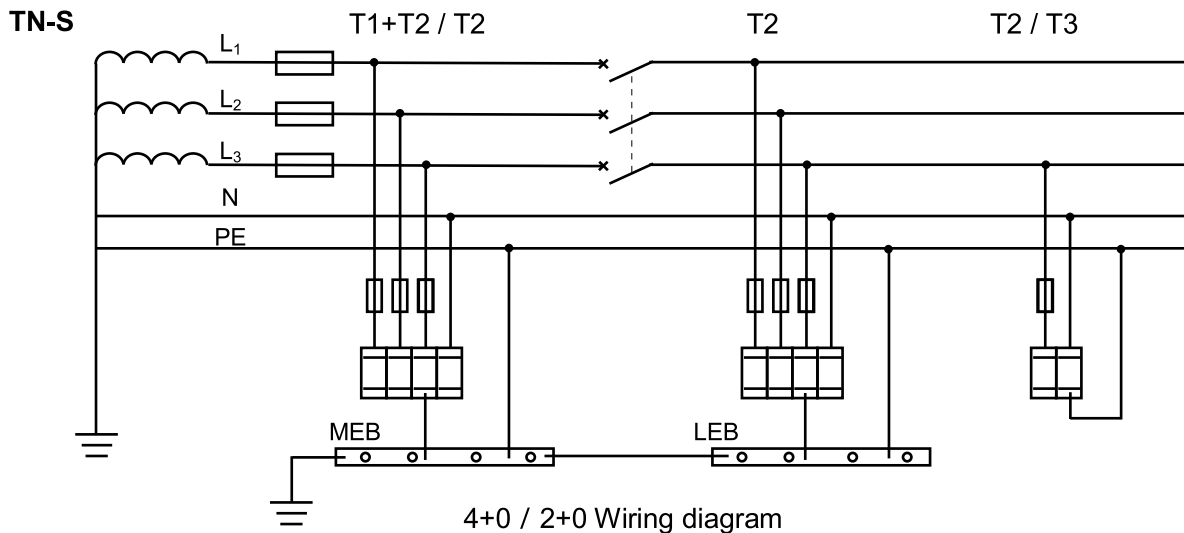


"4+0"
Connection



"3+1"
Connection

Connection of AC SPD in networks



Connection of AC SPD in networks

