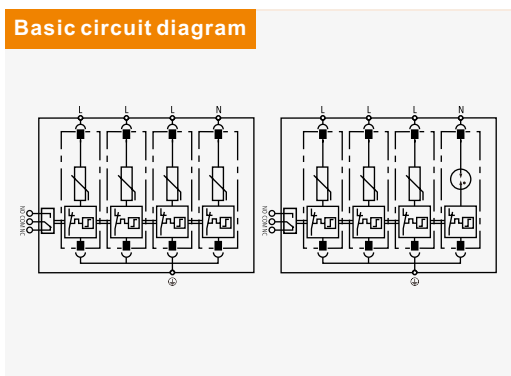
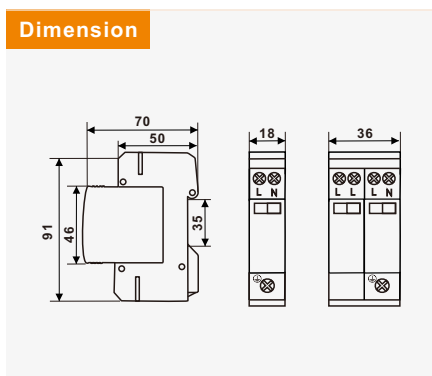


TRS2 Series SPD

SPD type 2–surge arrester, MOV  
Pluggable module, visual fault signalling

- Varistor surge arrester
- Installation to sub–distribution boards
- For protection of installations and equipments against impact of induced overvoltage during a lightning strike or switching overvoltages.
- Optional remote fault signalling(s)

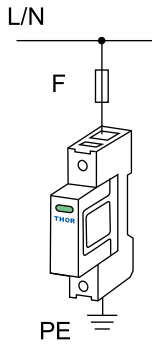


T2 AC SPD

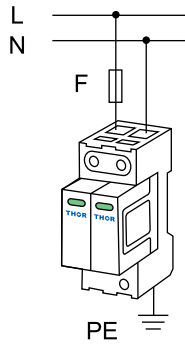
Parameter/Type		TRS2–D20	TRS2–C40
Nominal volatge	$U_n$	230V AC	
Maximum operating voltage	$U_c$	275V AC	
Nominal discharge current (8/20 $\mu$ s)	$I_n$	10kA	20kA
Maximum discharge current (8/20 $\mu$ s)	$I_{max}$	20kA	40kA
Voltage protection level	$U_p$	$\leq 1,0KV$	$\leq 1,3KV$
Response time	$t_a$	< 25ns	
Cross–section of connected conductors solid(min/max)		16mm <sup>2</sup> /35mm <sup>2</sup>	
Cross–section of connected conductors stranded(min/max)		16mm <sup>2</sup> /35mm <sup>2</sup>	
Fault indication		red indication field	
Remote indication		potential–free change–over contact	
remote indication contacts		250V/0,5A AC, 250V/0,1A DC	
Cross–section of remote indication conductors		1,5mm <sup>2</sup>	
Degree of protection		IP20	
Range of operating temperatures (min/ max)		–40°C~ +85°C	
Humidity range		5%~95%	
Mounting		DIN rail 35 mm	
According to standard		EN 61643–11:2012, IEC 61643–11:2011/T2	

# AC SPD Wiring diagram

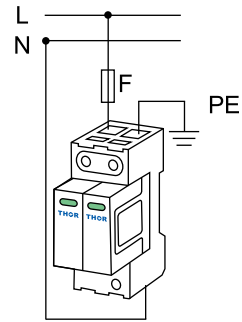
## Single phase system



"1+0"  
Connection

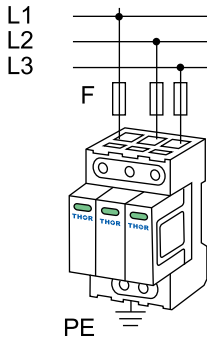


"2+0"  
Connection

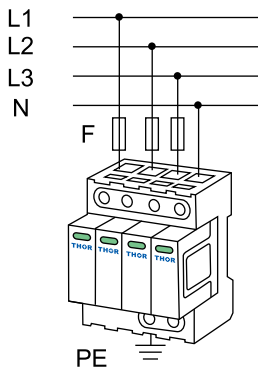


"1+1"  
Connection

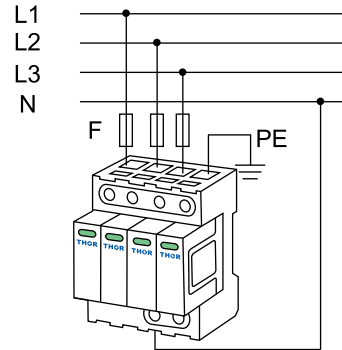
## Three phase system



"3+0"  
Connection

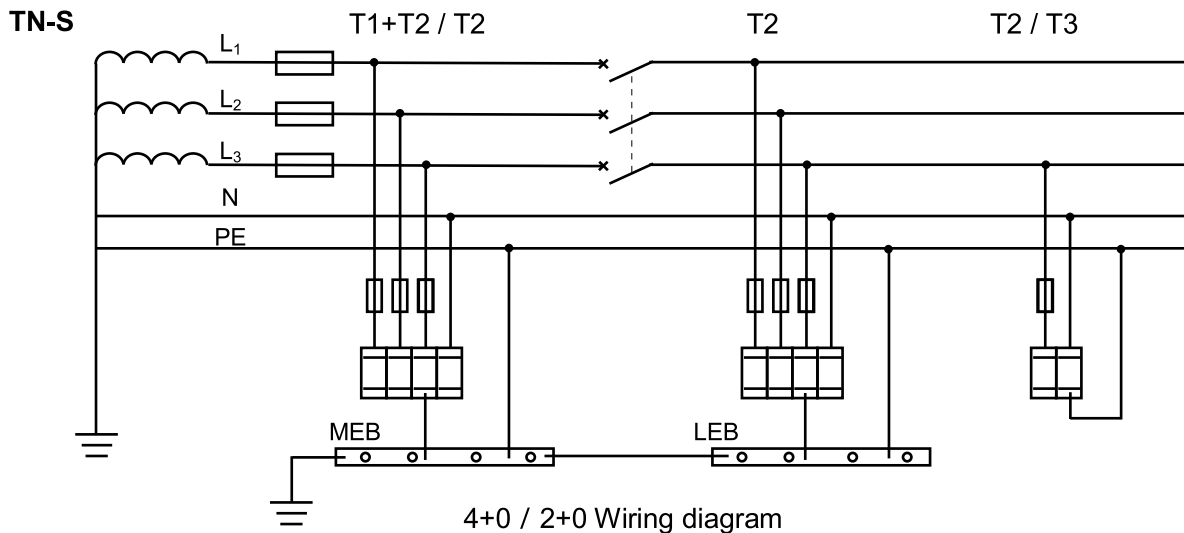


"4+0"  
Connection



"3+1"  
Connection

# Connection of AC SPD in networks



# Connection of AC SPD in networks

